



eIRB uses pop up windows to present users with

If pop



(3) log

in again.



Safari users should NOT use the browser prompt and must manually disable pop up blocker.

Mozilla Firefox

Google Chrome

Apple Safari

45.2.0

66.0.3

Newer versions

10.0.3 or above

54.0.2 or above

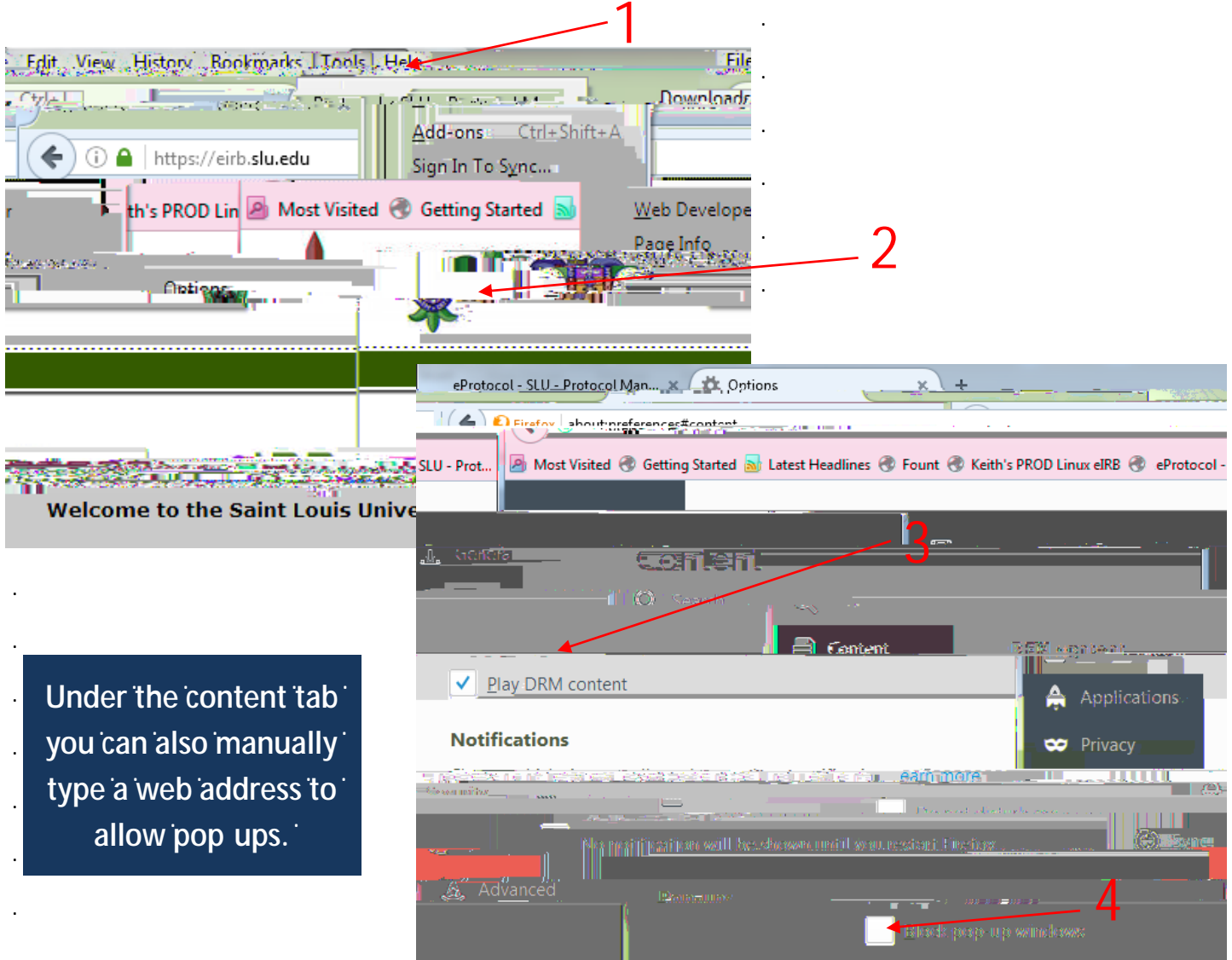
10.7 or above

Older versions

Older versions

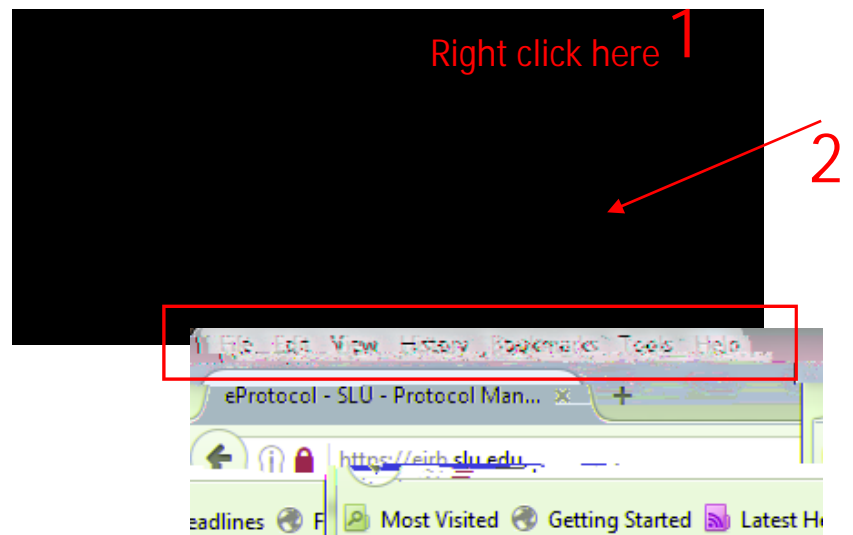
Mozilla Firefox, newer versions (45.2.0)

1 Tools > 2 Options > 3 Content tab > 4 Block pop up windows (uncheck)

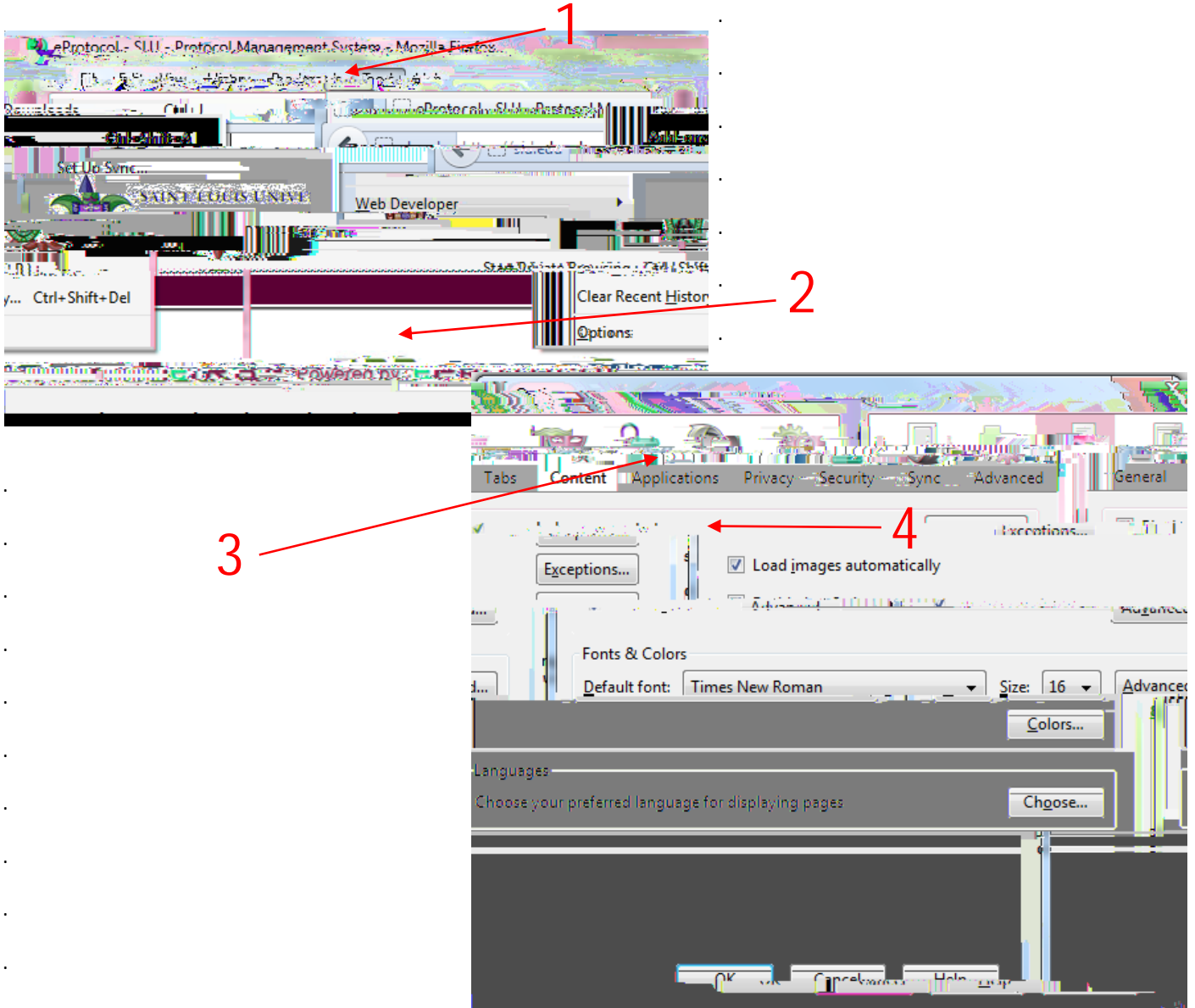


Under the content tab you can also manually type a web address to allow pop ups.

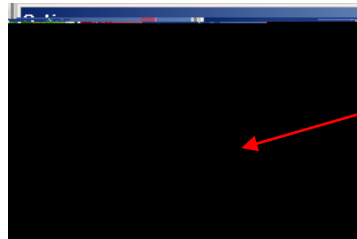
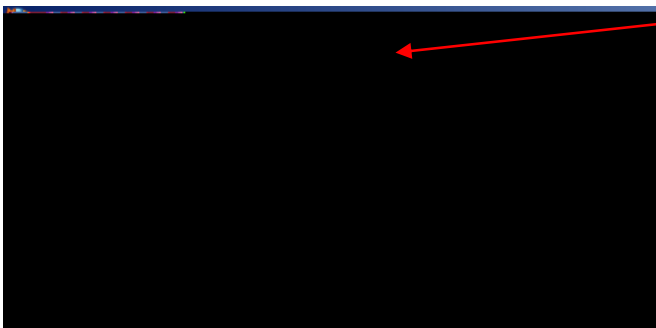
Note that the Firefox menu bar (where you find "Tools") may be hiding. (1) Right click at the top of the browser window and (2) check 'Menu Bar' to display the menu and find "Tools".



1 Tools > 2 Options > 3 Content tab > 4 Block pop up windows (uncheck)


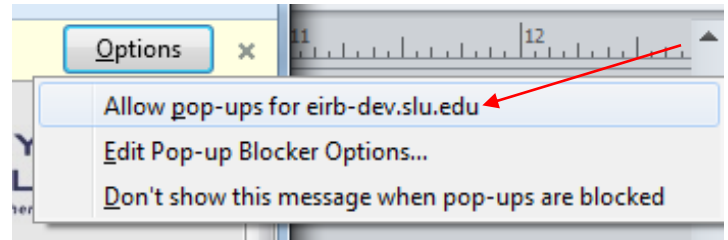
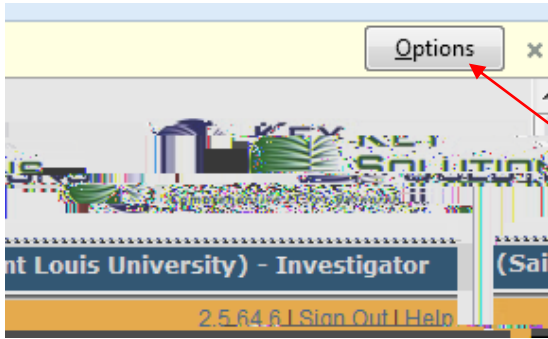


1 Tools > 2 Options > 3 Content tab > 4 Block pop up windows (uncheck)



· Mozilla Firefox from 'screen prompt'

- 1 Browser bar prompt "Options" >
- 2 Select "Always allow all pop ups for eirb.slu.edu" >
- 3 Find mini window (might be hiding) and close using red X >
- 4 Click "Quit" on the warning message >
- 5 Log in again



Google Chrome newer versions (66.0.3)

1 More Menu > 2 Settings > 3 Advanced > 4 Privacy and security > 5 Content Settings > 6 Click "Popups" > 7 Slide button from "blocked" to "allowed"

Google Chrome newer versions (54.0.2)

1 More Menu > 2 Settings > 3 Show Advanced Settings > 4 Privacy > 5 Content Settings >
6 Under "Pop ups", select "Block pop-ups" • #É£ 1òD Ó"Ð D Ðα Ð«


1

2

2.1

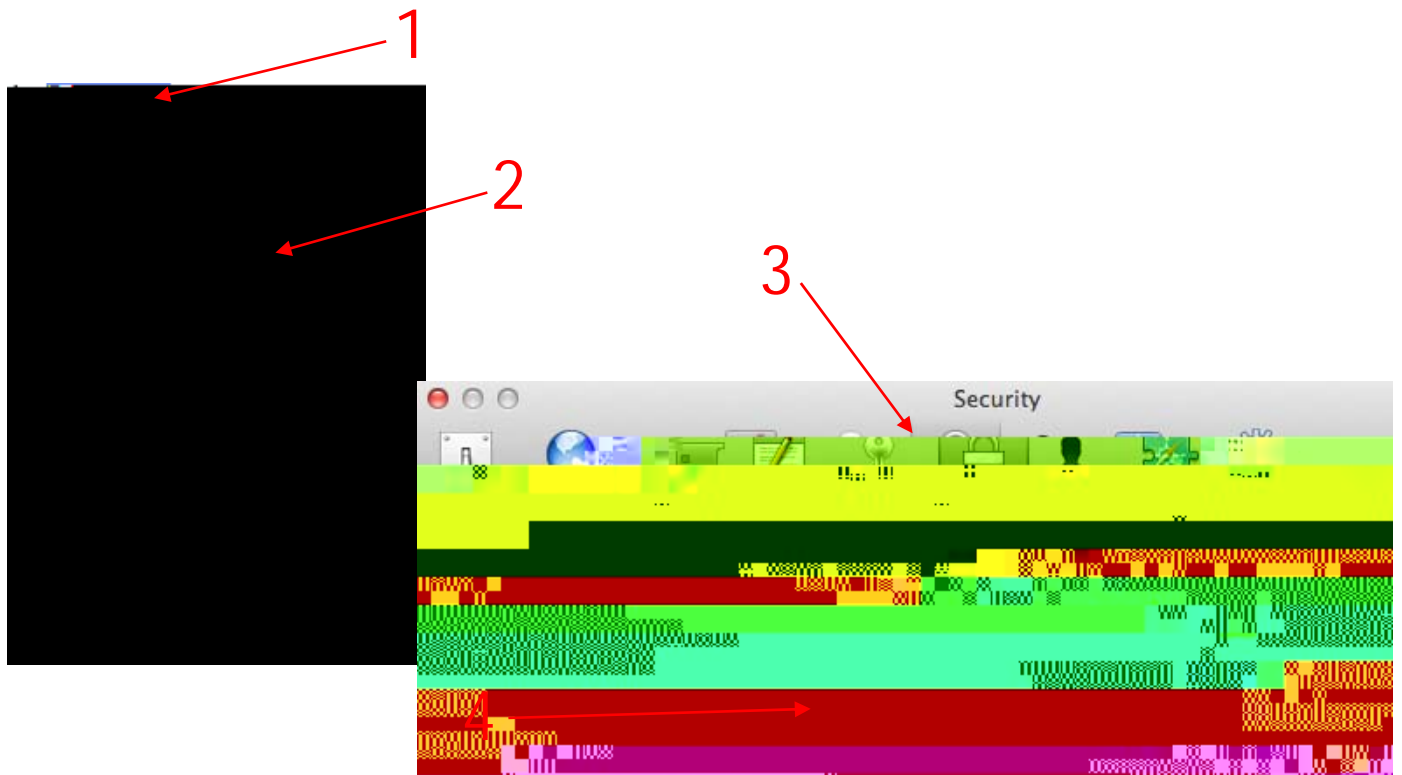
Apple Safari, newer versions

1 Safari > 2 Preferences > 3 Security tab > 4 Block pop up windows (uncheck)



Apple Safari, newer versions (10.7 or above)

1 Safari > 2 Preferences > 3 Security tab > 4 Block pop up windows (uncheck)



1 Safari > 2 Block Pop Up Windows



Note: Disabling pop up blocker may be different for different browser versions. Use the 'Help' feature on your Internet browser to learn how to disable pop up blocker if you are using a different browser version.

* This page was prepared in May 2018. Please note that information given in this page and/or the screen shots used could change or become outdated in the future. Rely on the [IRB website](#) for the most current and up to date information regarding IRB policies and procedures or call the IRB office at (314) 977 7744 with any questions.